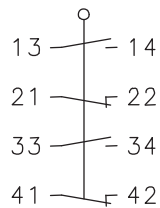


Metal bodied limit switch Series GC

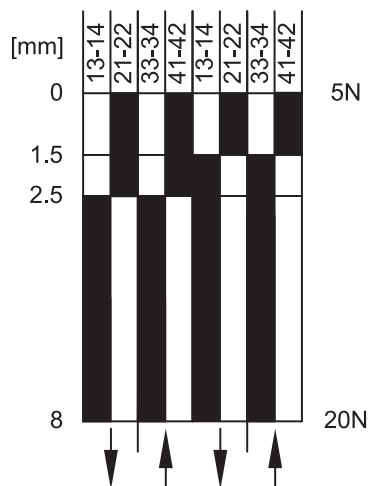
Description **GC-SU2 LIW**

Article number **6022294117**

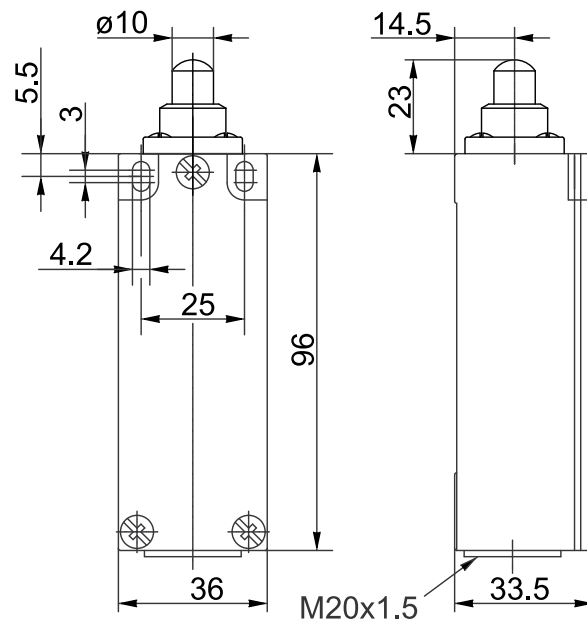
Operating symbol



Operating diagram



On
 Off
 Tolerance:
 Operating point: $\pm 0,25$ mm;
 Actuating force: ± 10 %



Electrical Data

Rated insulation voltage	U_i	250 V AC
Conv. thermal current	I_{the}	6 A
Rated operational voltage	U_e	240 V
Utilization category		AC-15, U_e/I_e 240 V / 3 A
Short-circuit protective device		Fuse 6 A gG
Protection class		I

Mechanical data	
Enclosure	Die-cast aluminium
Cover	Sheet aluminium
Actuator	Telescopic plunger (st)
Ambient air temperature	-30 °C ... +80 °C
Contact type	2 NC, 2 NO (Za)
Mechanical life	3 x 10 ⁶ operating cycles
Switching frequency	≤ 100 / min.
Assembly	2 x M4
Connection	6 screw connections (M3)
Conductor cross-sections	Solid: 0,5 ... 1,5 mm ² or Litz wire with ferrules: 0,5 ... 1,5 mm ²
Cable entrance	1 x M20 x 1,5
Weight	≈ 0,22 kg
Installation position	operator definable
Protection type	IP65 acc. to IEC/EN 60529

Actuation
The push bolt actuator is mainly intended to be actuated along its axis. Side actuation will considerably reduce switch life.

Standards
VDE 0660 T100, DIN EN 60947-1, IEC 60947-1
VDE 0660 T200, DIN EN 60947-5-1, IEC 60947-5-1

EU Conformity
acc. to directive 2014/35/EU

Approvals
CCC

Notes
The degree of protection specified (IP code) applies only to a properly closed cover and the use of an equivalent cable gland with adequate cable.